

Tech article 2012

'56 C-1 Restoration


Tech Tips

by Mike McCagh

Editor's Note: This is another installment in a series of technical tips for those restoring '56 C-1 cars.

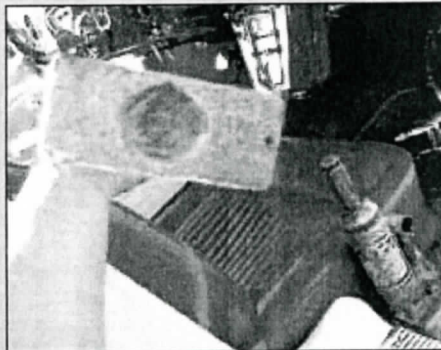
Horizontal Top Rails

Photo 1: One can tighten the bow plates after forcing the two top rails into place.




1

Photo 5: Take a 1" hole saw and go about 2" into the other end of the long 2 x 4.




5

Photo 2: Cut a short 2 x 4 about 4" long to sit under the bottle jack.




2

Photo 6: Then chisel out the 1" hole.




6

Photo 7: The notch and hole add stability to the set-up when you force the rails upward with the bottle jack.



7

Photos 3 and 4: Cut a 1 1/2" by 1" notch in the top of a second 2 x 4 that, in this example, measured 20" in overall length.



3 and 4